





*How to make
a yummy
sankwich!!!*




introduction

If your parents went to work and don't know how to make a sandwich, you can learn from this quick recipe!

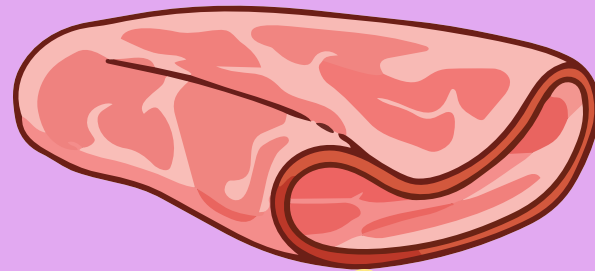


ingredients

.bread



.ham



.cheese



.lettuce



Step - by - step guide

1. Get bread.

4. Get lettuce and put it on the cheese.

2. Get ham and put it on the bread.

5. Then get bread again and put it on top of the lettuce.

3. Get cheese and put it on the ham.

TOP TIP : Put at least one vegteball so it is healter but if you choses to put a vegetable that you need to cut make sure you dont cut you fingerrr make sure to hold the knife properly but if you dont know how to hold a knife seach up on youtube.



AND ENJOY YOUR
AMAZING SANDWICH

